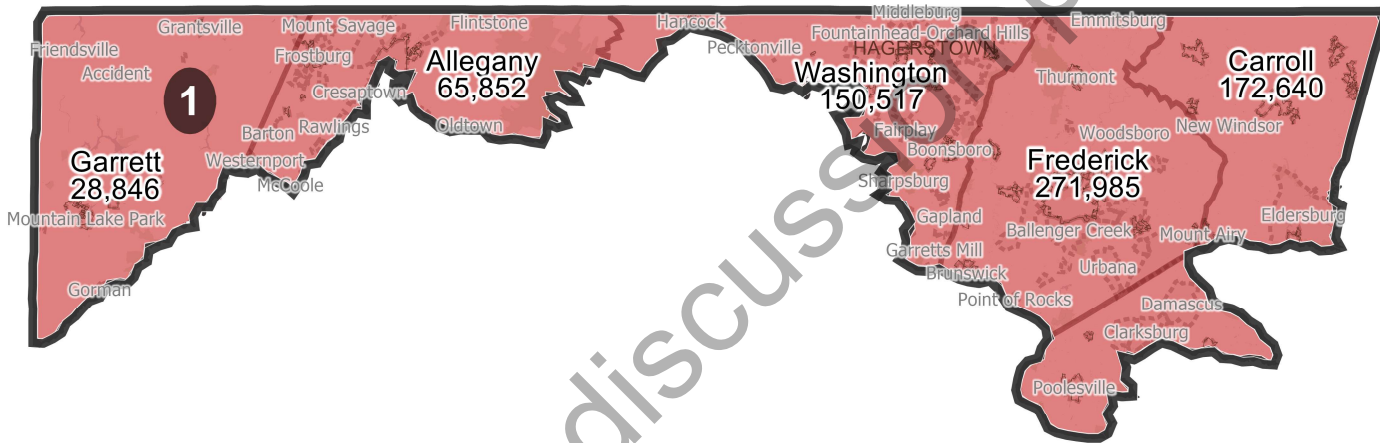


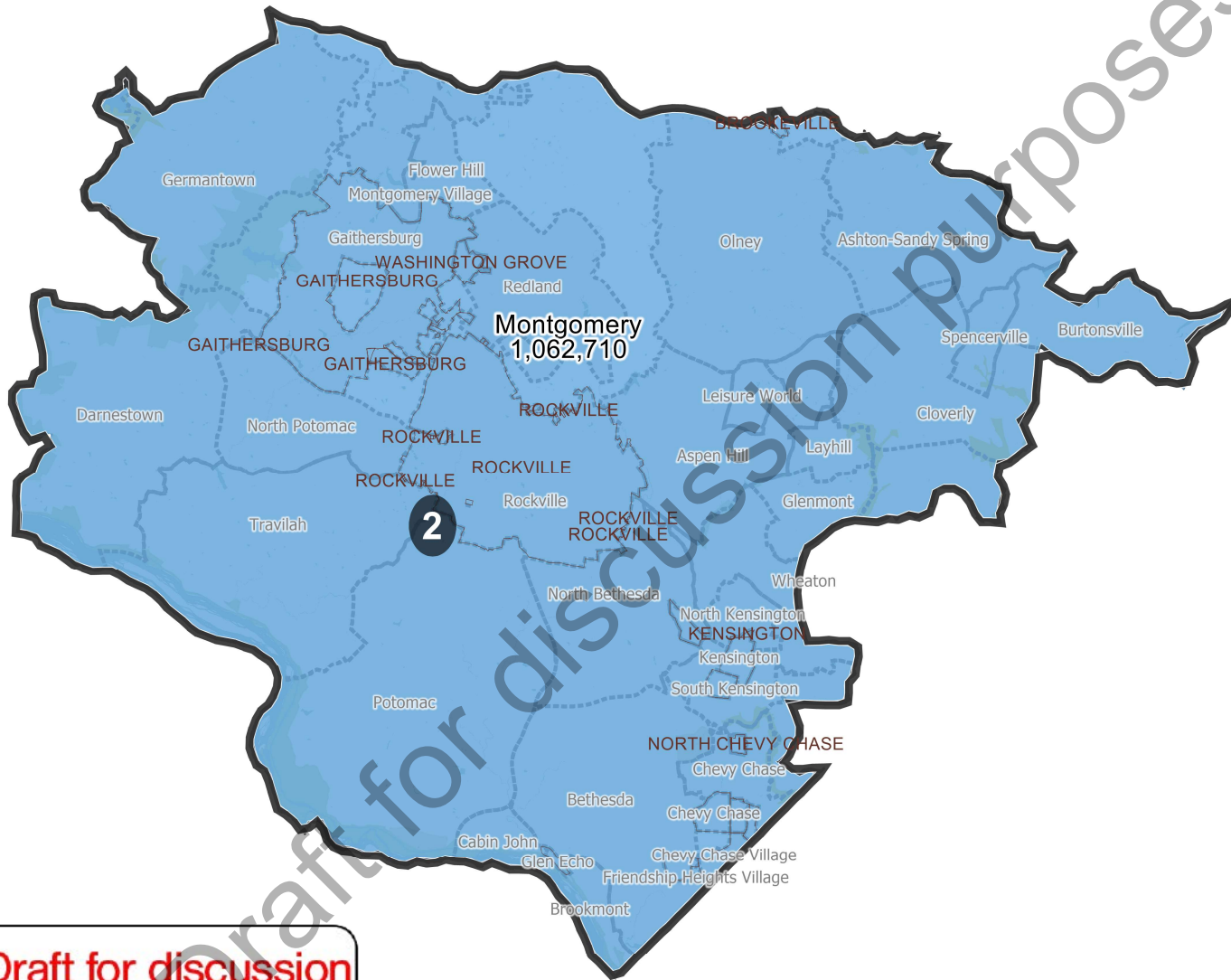
District: 1



Field	Value
District	1
Adj_Population	771926
Deviation	1
% Deviation	0%
ernate Schwartzberg	2.91
Polsby Popper	0.12
Perimeter	554.37
Reock	0.17
% Adj_H18+_Pop	6.81%
% Adj_NH18+_Wht	76.89%
% Adj_NH18+_Blk	7.72%
% Adj_NH18+_Ind	0.16%
% Adj_NH18+_Asn	4.61%
% Adj_NH18+_Hwn	0.04%
% Adj_NH18+_Oth	0.36%
% NH18+_Wht	76.27%
% 18+_AP_BlK	9.8%
% H18+_Pop	6.79%

Draft for discussion purposes only.

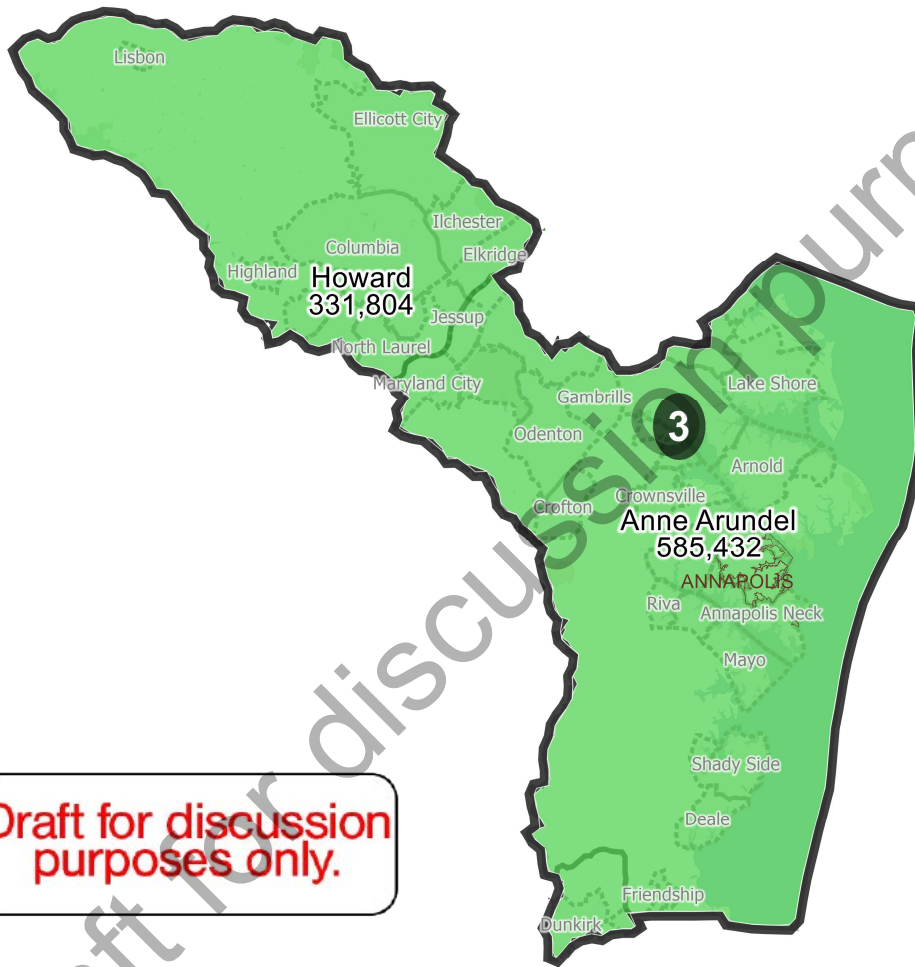
District: 2



Field	Value
District	2
Adj_Population	771925
Deviation	0
% Deviation	0%
ernate Schwartzberg	1.78
Polsby Popper	0.31
Perimeter	99.63
Reock	0.52
% Adj_H18+_Pop	18.65%
% Adj_NH18+_Wht	45.99%
% Adj_NH18+_Blk	13.84%
% Adj_NH18+_Ind	0.13%
% Adj_NH18+_Asn	17.19%
% Adj_NH18+_Hwn	0.05%
% Adj_NH18+_Oth	0.69%
% NH18+_Wht	46.02%
% 18+_AP_BlK	15.73%
% H18+_Pop	18.64%

Draft for discussion purposes only.

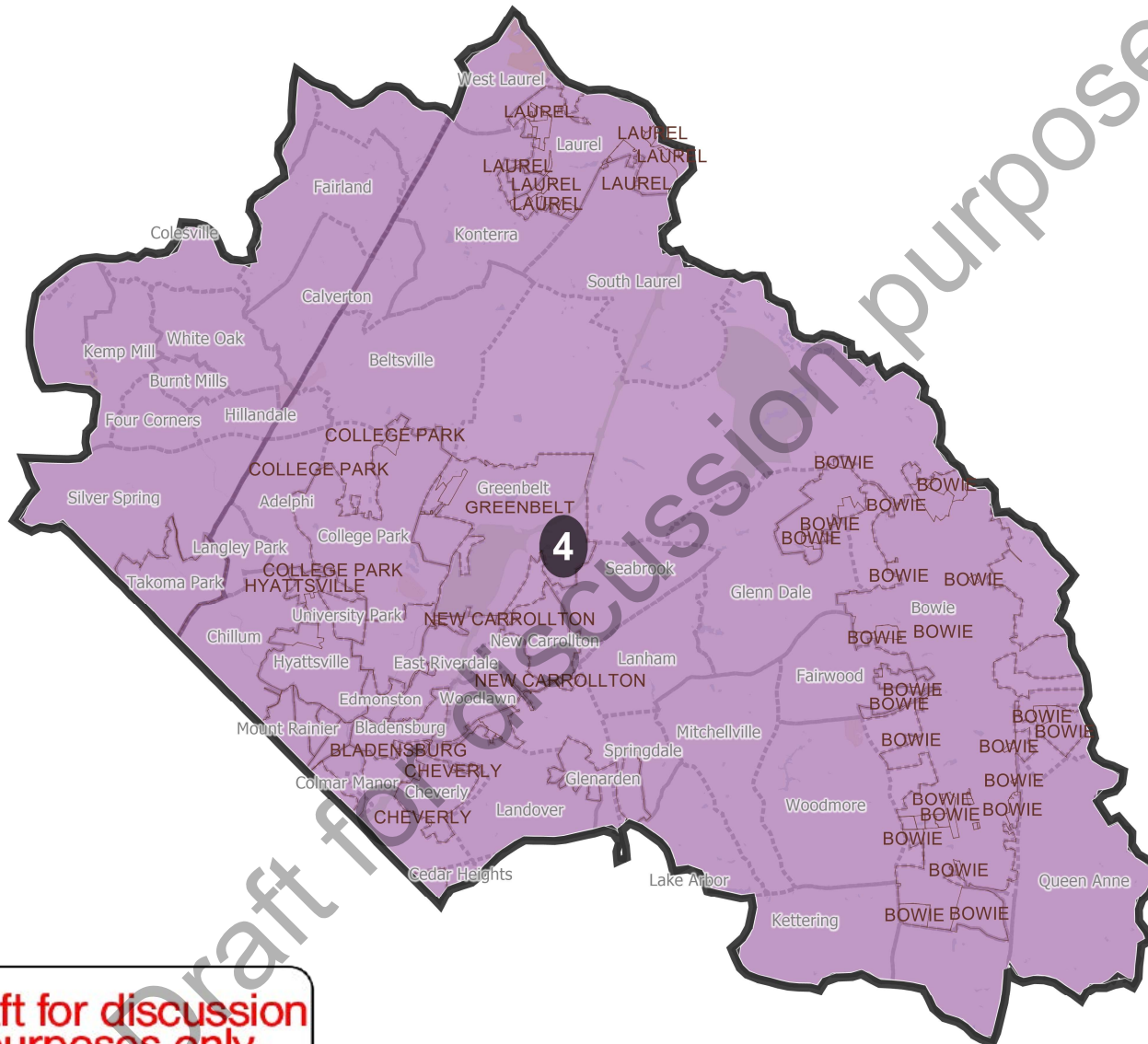
District: 3



Draft for discussion purposes only.

Field	Value
District	3
Adj_Population	771925
Deviation	0
% Deviation	0%
ernate Schwartzberg	2.06
Polsby Popper	0.24
Perimeter	205.28
Reock	0.3
% Adj_H18+_Pop	7.38%
% Adj_NH18+_Wht	61.18%
% Adj_NH18+_Blk	16.24%
% Adj_NH18+_Ind	0.16%
% Adj_NH18+_Asn	10.66%
% Adj_NH18+_Hwn	0.05%
% Adj_NH18+_Oth	0.49%
% NH18+_Wht	60.92%
% 18+_AP_BlK	18.48%
% H18+_Pop	7.35%

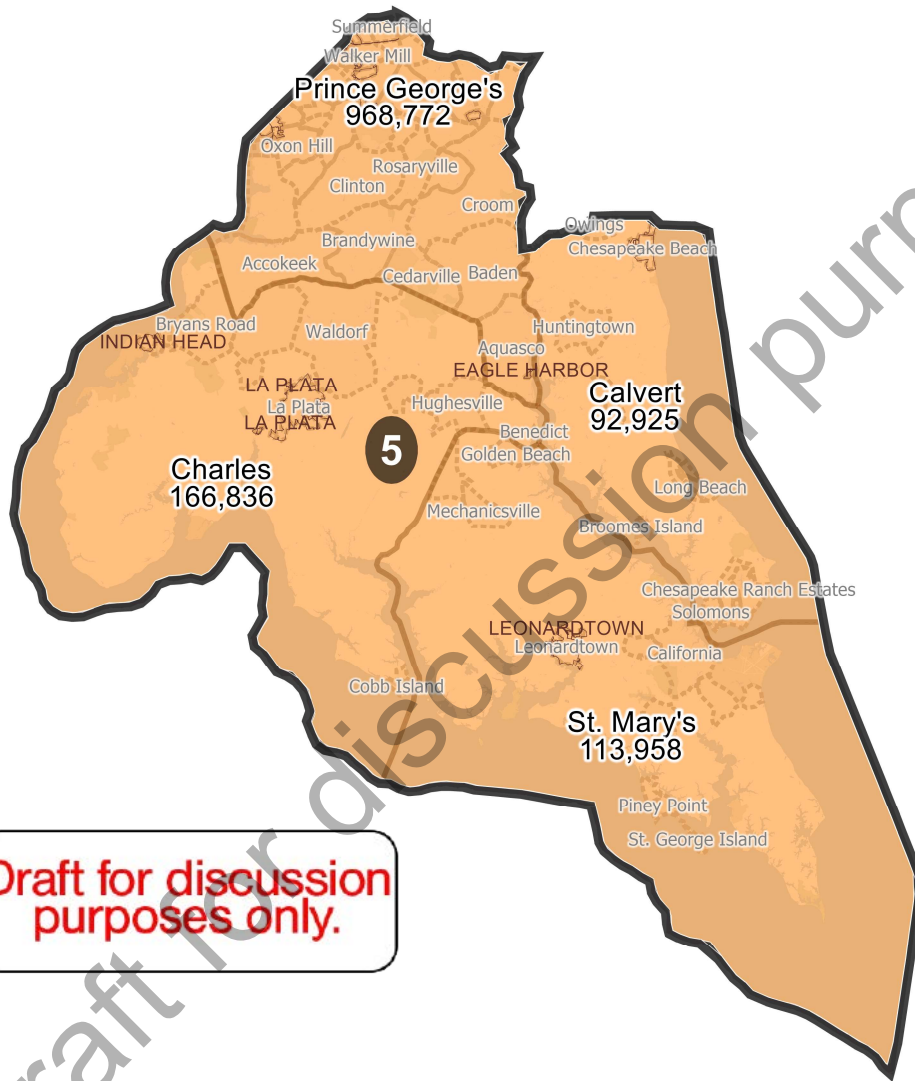
District: 4



Field	Value
District	4
Adj_Population	771925
Deviation	0
% Deviation	0%
ernate Schwartzberg	1.63
Polsby Popper	0.38
Perimeter	83.91
Reock	0.48
% Adj_H18+_Pop	24.05%
% Adj_NH18+_Wht	21.02%
% Adj_NH18+_Blk	43.87%
% Adj_NH18+_Ind	0.15%
% Adj_NH18+_Asn	7.19%
% Adj_NH18+_Hwn	0.03%
% Adj_NH18+_Oth	0.57%
% NH18+_Wht	21.04%
% 18+_AP_BlK	47.11%
% H18+_Pop	24.06%

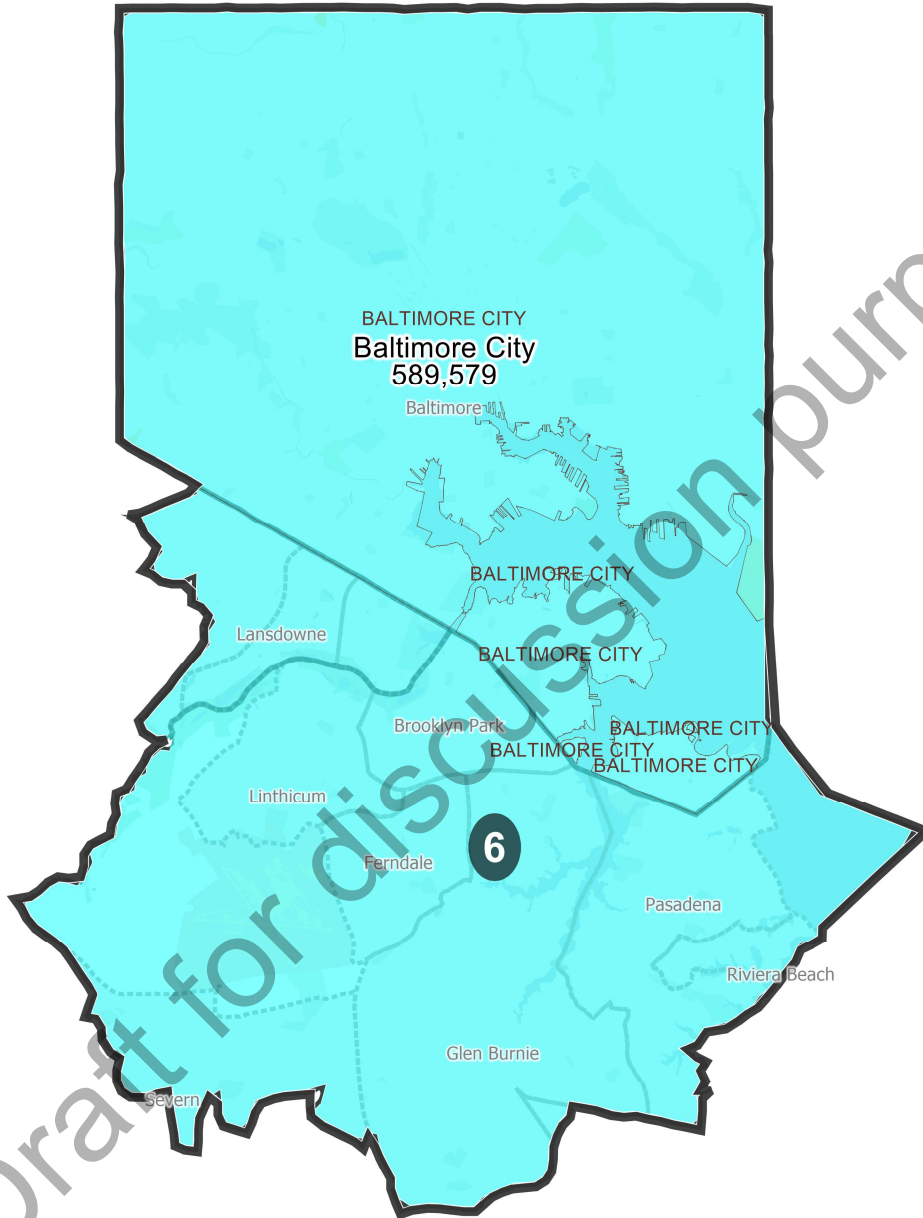
Draft for discussion purposes only.

District: 5



Field	Value
District	5
Adj_Population	771926
Deviation	1
% Deviation	0%
ernate Schwartzberg	1.55
Polsby Popper	0.41
Perimeter	249.86
Reock	0.42
% Adj_H18+_Pop	7.25%
% Adj_NH18+_Wht	30.15%
% Adj_NH18+_Blk	55.4%
% Adj_NH18+_Ind	0.35%
% Adj_NH18+_Asn	2.71%
% Adj_NH18+_Hwn	0.06%
% Adj_NH18+_Oth	0.47%
% NH18+_Wht	30.18%
% 18+_AP_Blk	58.42%
% H18+_Pop	7.26%

District: 6

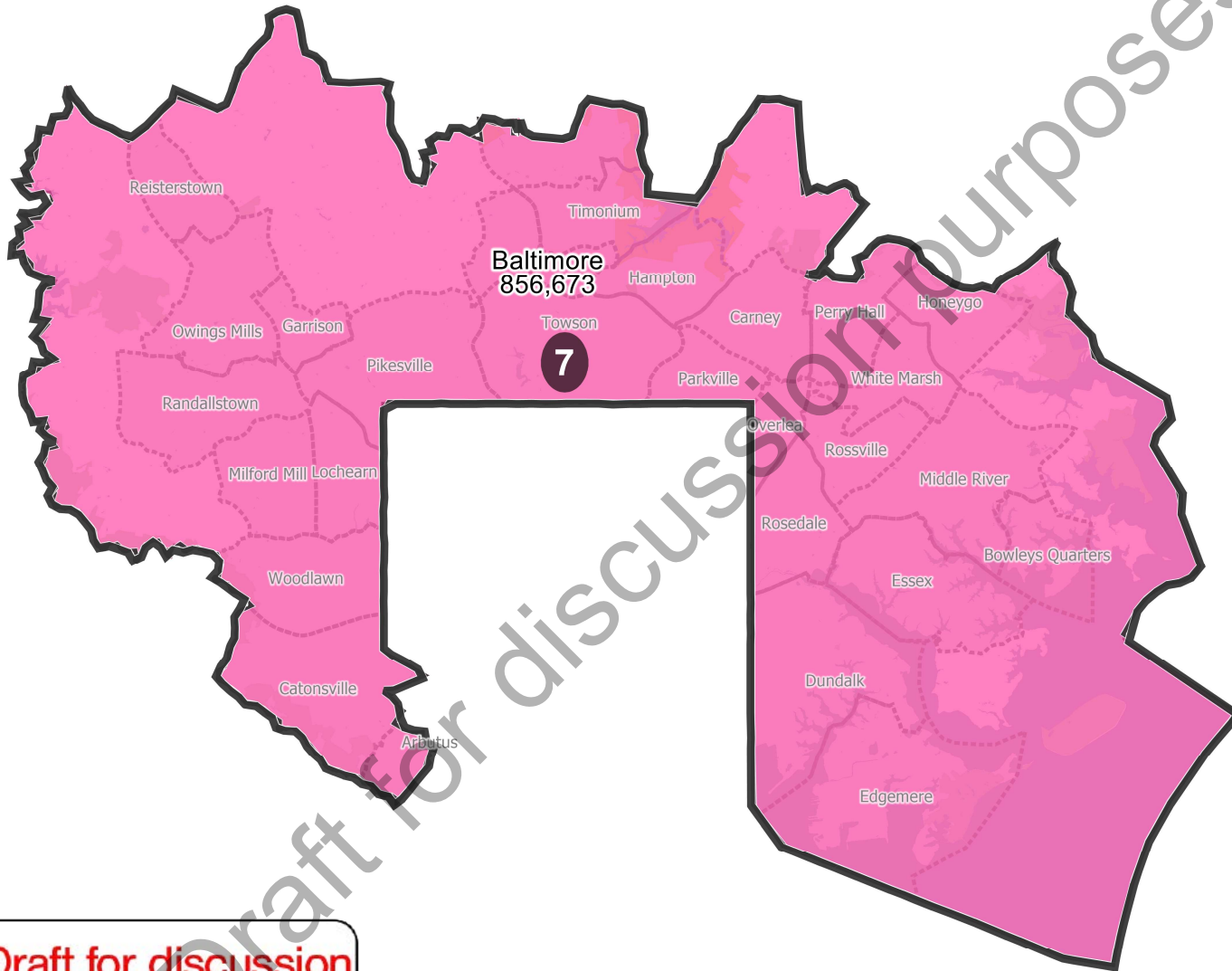


Field	Value
District	6
Adj_Population	771925
Deviation	0
% Deviation	0%
ernate Schwartzberg	1.49
Polsby Popper	0.45
Perimeter	67.98
Reock	0.57
% Adj_H18+_Pop	7.41%
% Adj_NH18+_Wht	35.64%
% Adj_NH18+_Blk	48.2%
% Adj_NH18+_Ind	0.24%
% Adj_NH18+_Asn	4.54%
% Adj_NH18+_Hwn	0.04%
% Adj_NH18+_Oth	0.49%
% NH18+_Wht	35.85%
% 18+_AP_Blk	50.41%
% H18+_Pop	7.46%

©2021 CALIPER; ©2020 HERE

Draft for discussion purposes only.

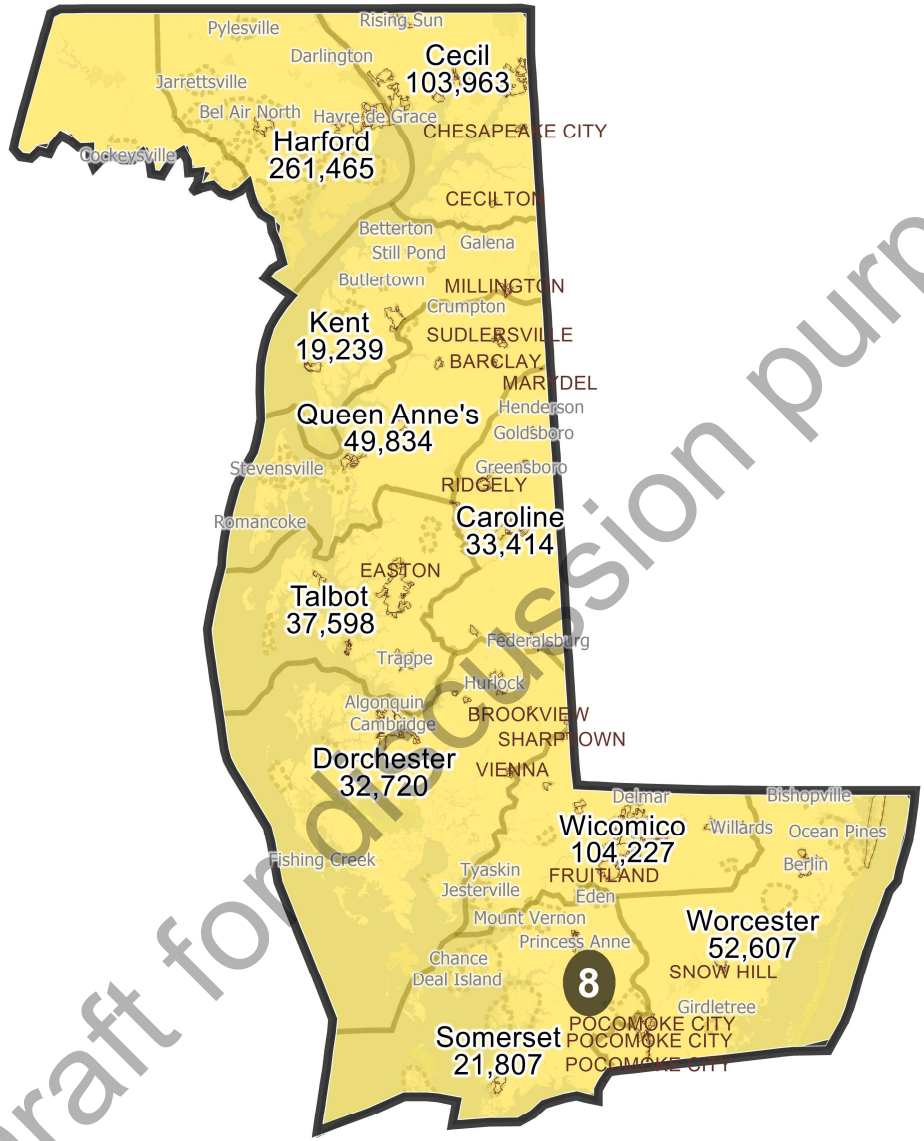
District: 7



Field	Value
District	7
Adj_Population	771926
Deviation	1
% Deviation	0%
ernate Schwartzberg	2.32
Polsby Popper	0.19
Perimeter	162.95
Reock	0.38
% Adj_H18+_Pop	5.98%
% Adj_NH18+_Wht	52.72%
% Adj_NH18+_Blk	30.95%
% Adj_NH18+_Ind	0.24%
% Adj_NH18+_Asn	6.35%
% Adj_NH18+_Hwn	0.03%
% Adj_NH18+_Oth	0.45%
% NH18+_Wht	52.8%
% 18+_AP_BlK	32.83%
% H18+_Pop	6%

**Draft for discussion
purposes only.**

District: 8



Field	Value
District	8
Adj_Population	771925
Deviation	0
% Deviation	0%
ernate Schwartzberg	1.74
Polsby Popper	0.33
Perimeter	462.47
Reock	0.34
% Adj_H18+_Pop	4.5%
% Adj_NH18+_Wht	75.61%
% Adj_NH18+_Blk	13.77%
% Adj_NH18+_Ind	0.19%
% Adj_NH18+_Asn	2.25%
% Adj_NH18+_Hwn	0.04%
% Adj_NH18+_Oth	0.33%
% NH18+_Wht	75.49%
% 18+_AP_Blk	15.2%
% H18+_Pop	4.5%

©2021 CALIPER; ©2020 HERE

Draft for discussion purposes only.